


The SL-C310 is a robust, self-contained range of 3-5NM+ Solar LED marine lanterns. The range is available in three chassis sizes with satellite connectivity offered as an option.

Key Features:

- Intensity Range of 3-5NM+
- Enhanced Optics
- GPS synchronisation
- High performance, premium-grade solar modules with active MPPT
- Satellite Communications Enabling Two-Way Monitoring



Intensity Range

The SL-C310 lantern range utilise leading technology LEDs for a visible range of 3-5NM+.

Enhanced Optics

The optics and lens design ensures that vessel operators can clearly see the light from above when passing the AtoN.

Solar Efficiency

Designed with next generation solar technology including individual active MPPT (maximum power point tracking), maximising the power extracted from the solar panels for improved performance and efficiency.

Three Size Options


The SL-C310 range is available in three chassis sizes (compact, standard and extended) to accommodate larger battery capacity and additional solar charging capability.

SL-C310 Range_DATA_EN_V3.2

Satellite Communications

The SL-C310 range is available with an optional integrated Iridium® Satellite module enabling two-way monitoring and control using the Iridium® Low Earth Orbit satellite network.

Control and monitoring is accessible through the proprietary Star2M® portal.



SL-C310

Compact

Standard

Extended

Light Characteristics

Light Source	LED		
Available Colours	Red, Green, White, Yellow, Blue		
Typical Maximum Intensity	Red - 121, Green - 88, White - 156, Yellow - 95		
Visible Range (NM)	AT @ 0.74: 3-5		
Horizontal Output (degrees)	360		
Vertical Divergence (degrees)	>7		
Available Flash Characteristics	Up to 310 IALA recommended (user adjustable)		
Intensity Adjustments	Multiple intensity settings		
LED Life Expectancy (hours)	>100,000		

Electrical Characteristics

Current Draw (mA)	Refer to Sealite Solar Calculator		
Circuit Protection	Integrated		
Nominal Voltage (V)	12		
Autonomy (nights)	>60 (14 hour darkness, 12.5% duty cycle)		>110 (14 hour darkness, 12.5% duty cycle)

Solar Characteristics

Solar Module Type	Monocrystalline		
Output (watts)	20 (4 x 5watt)	28 (4 x 7watt)	33.6 (4 x 8.4watt)
Charging Regulation	MPPT		

Power Supply

Battery Type	SLA (Sealed Lead Acid)		
Battery Capacity (Ah)	12		24

Physical Characteristics

Body Material	Aluminium chassis with UV-stabilised rubber corners & gaskets. Polymer composite-moulded top and base		
Lens Material	LEXAN® Polycarbonate – UV stabilised		
Lens Diameter (mm/inches)	99 / 3 7/8		
Lens Design	Single LED Optic		
Mounting	3 and 4 hole 200mm bolt pattern		
Height - Base Model (mm/inches)	484 / 19 1/16	581 / 22 7/8	640 / 25 13/64
Height - SATCOM Model (mm/inches)	504 / 19 27/32	601 / 23 21/32	660 / 25 63/64
Width (mm/inches)	234 / 9 1/4	234 / 9 1/4	234 / 9 1/4
Mass (kg/lbs)	9.1 / 20	13.9 / 30 1/2	14.6 / 32 1/4
Service Life	15 years ^		

Environmental Standards

Shock	MIL-STD-202G Test Condition H, Method 213B 30G vertical and 35G horizontal shock		
Vibration	MIL-STD-202G, Test Condition B, Method 204D 5G in all axes		
Ice Loading	Rated to withstand 22kg/m ²		
Salt Fog	MIL-STD-810F Method 509.4		
Rain Test	MIL-STD-810F Method 506.4 procedure 1		
Wind Exposure	Rated to withstand 140 knots		
Humidity	MIL-STD-810F method 507.4 (0 – 100%, condensing)		
Temperature Range	-30 to 50°C		

Compliance

CE	EN61000-6-2:2005, IEC61000-4-2:2008, IEC61000-4-3:2010, IEC61000-6-1:2016		
IALA	Signal colors compliant to IALAE-200-1		
Ingress Protection	IP68		

Intellectual Property

Trademarks	SEALITE® is a registered trademark of Sealite Pty Ltd		
Warranty *	3 years		
Options Available	<ul style="list-style-type: none"> • 50mm pole mount adapterplate • Satellite Communications 	<ul style="list-style-type: none"> • GSM Cell-Phone Monitoring • External Battery Charging Port 	<ul style="list-style-type: none"> • External ON/OFF Switch

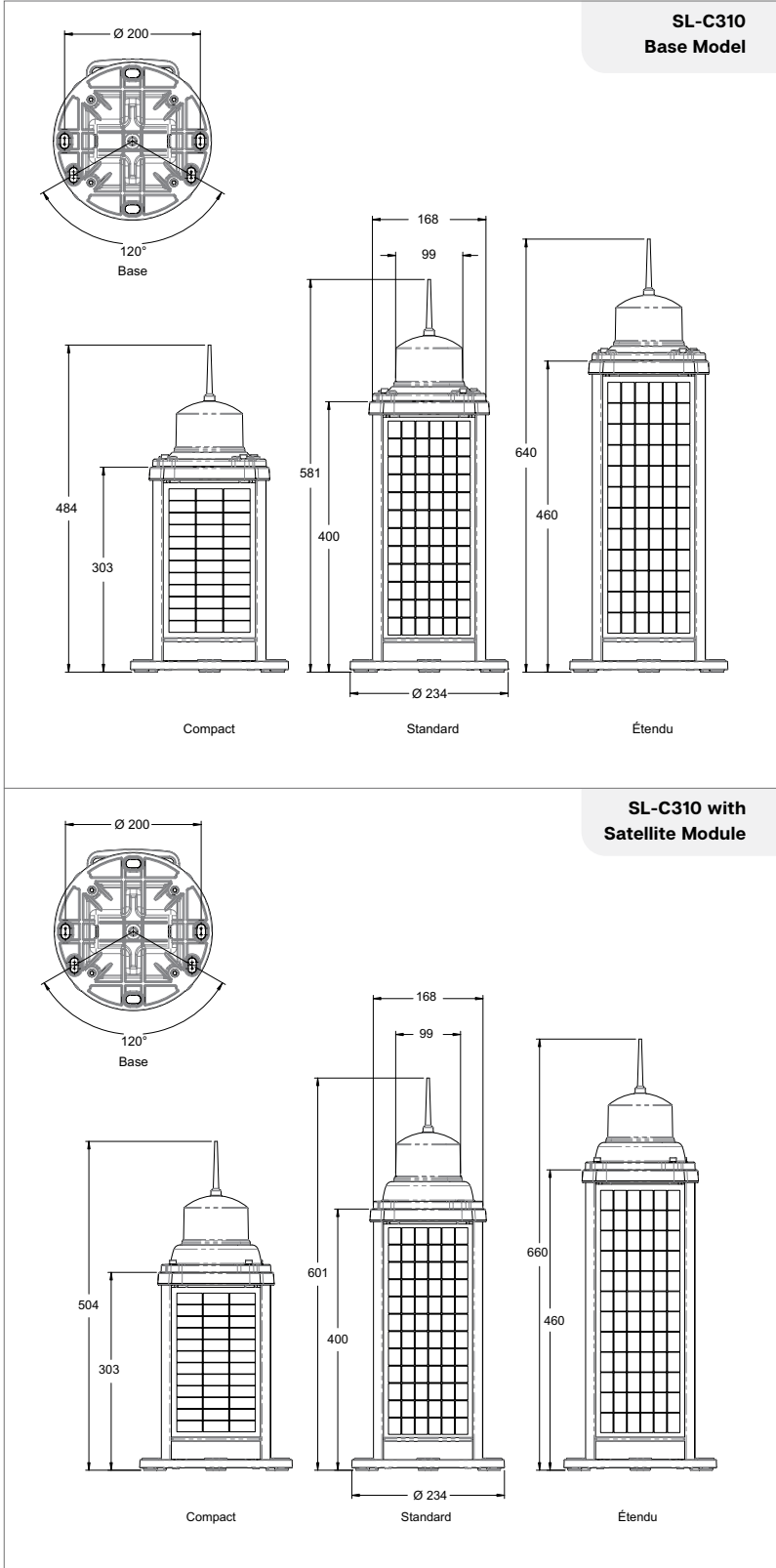


• Specifications subject to change or variation without notice
 † Intensity setting subject to solar availability

* Subject to standard terms and conditions
 ^ Refer to the Sealite website under the warranty section

SL-C310 Range_DATA_EN_V3.2

Technical Illustrations



Ordering This Product

SL-C310-07D-[XXXX]-[X]-[XX]



- 1 Product Number**
- 2 Lens Type**
07D (7 Degree)
- 3 Chassis Configuration**
S2C0 (Compact)
S2C1 (Standard)
S2C2 (Extended)
- 4 LED Option:**
W White
Y Yellow
G Green
R Red
B Blue
- 5 Option Configuration**
00 No Options
01 Switch
02 Charge Port
03 Charge Port and Switch
04 SAT Only
05 SAT with Switch
06 SAT with Charge Port
07 SAT with Charge Port and Switch
08 GSM Only
09 GSM with Switch
10 GSM with Charge Port
11 GSM with Charge Port and Switch



Want to monitor, maintain, manage and control your assets? [Click here](#)

SL-C310 Range_DATA_EN_V3.2